



VM-2000 SERIES INTEGRATED VOICE EVACUATION SYSTEM



An integral factor in building today.

Meet the TOA VM-2000 Series — they're affordable and high-value added components for any building or site. An indispensable part of building design and management today, communications infrastructures can effectively reach various audiences through paging, calls routed to selected areas and priority emergency announcements for the entire building.

The VM-2000 Series represents a highly cost-effective solution for building management and owners. Designed specifically for effective communications in a building, VM-2000 Series units are not conventional power amplifiers with just a few added features. They're optimized to deal with emergency situations to alert building occupants as well as routine announcements and BGM.

Communications expert.

Taking advantage of TOA's long-accumulated technological expertise and knowledge in security and audio, the VM-2000 Series is part of a select range of sound management equipment. Featuring outstanding audio performance, this range of equipment satisfies the growing need for reliable and efficient communications for various applications including office buildings, schools, shopping malls, supermarkets, factories, hospitals and transportation terminals.

Targeted at medium-sized facilities, every VM-2000 Series unit offers three line/mic inputs, 2 BGM inputs

and remote mic capability as well as telephone paging. All controls and indicators are laid out in a logical, easy-to-see manner that aids operation. Tonal preferences may be set for each channel in order to optimize it to sound the best for speech or music signals. The processed input signals can then be sent on to any of five independent loudspeaker zones as desired, or automatically to all in the case of an emergency. Operation is simple and trouble-free for site staff. And the VM-2000 Series' clean, attractive design makes it well-suited for installation in a building's operation center equipment rack or even on a table or desk in a reception area.



VM-2120 :
120 W System
Management Amplifier
VM-2240 :
240 W System
Management Amplifier

Built to expand with your requirements.

The VM-2000 Series are designed with cost-effectiveness in mind, allowing for expansion as your needs grow. For instance, if the standard five loudspeaker zones are not enough, the unit can be linked to another unit for servicing an additional five zones and doubling the power output. The VM-2000 Series' cost-effectiveness allows installation to be basic at first, then expanded as particular requirements dictate. Optional accessories and related equipment are available to meet specific requirements and enhance a unit's operational scope. The VM-2000 Series conforms to most international emergency sound system standards and requirements such as IEC60849 (EN60849).

Remote microphone extends system control.

Adding convenience to a communications system is the RM-200M Remote Microphone that allows announcements to be made to any speaker zone and emergency announcements to all zones. These announcements can be made live or pre-recorded announcements can be activated. The remote microphone is connected by cable to the RM-210 Remote Microphone Extension unit.

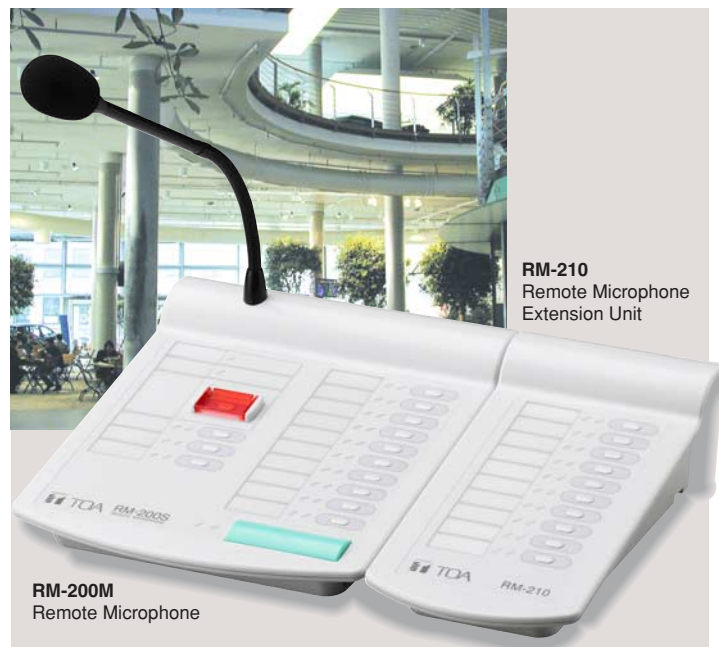
Voice Announcement Board expands operational scope.

Any VM-2000 unit may be easily upgraded by installing several options such as the digital EV-200M Voice Announcement Board which offers two additional emergency announcements, five commercial announcements, and one chime in addition to the stock tones provided by every VM-2000 unit.



Intelligent self-diagnosis capability.

When a VM-2000 Series unit is fitted with the optional SV-200MA Surveillance Board, the unit gains the ability to conduct automatic system-wide checks for open or shorted speaker lines and ground leakage as well as other malfunctions, simplifying maintenance and other routine system tasks as well as instantly alerting operators when a fault occurs. And of course, the VM-2000 Series is ready for failsafe operation with back up 24V battery power to ensure uninterrupted operation.



RM-210
Remote Microphone
Extension Unit

RM-200M
Remote Microphone

VenaS

Integrated Voice Evacuation System
VM-2000 series

BGM Player / recorder



Telephone System (paging)



Remote Microphone
RM-200M



Fault Indication Panel



External Control Switch Panel

- External Control (Timer)




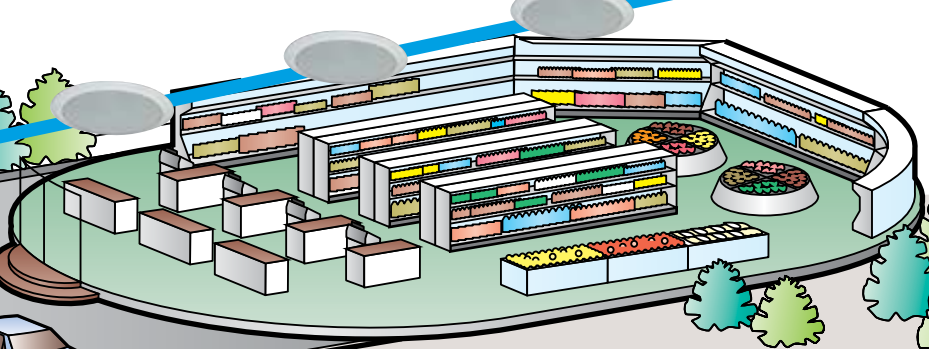


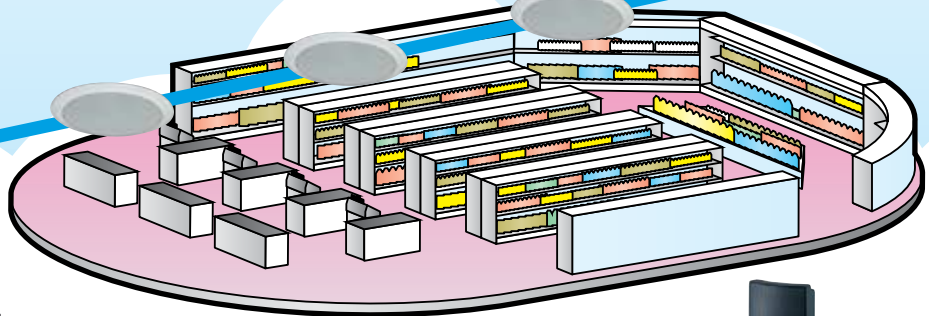
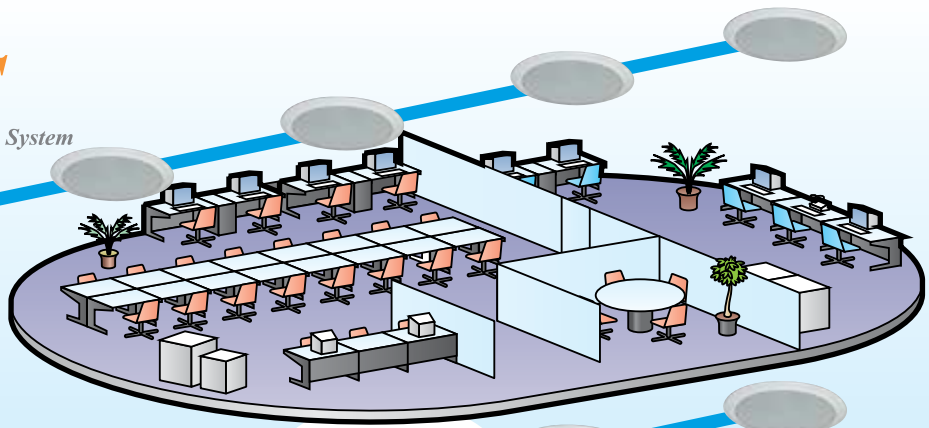
- Audio input with External Control



- Other PA System



Emergency Detection System



SPECIFICATIONS

System Management Amplifier VM-2120/2240

Model No.	VM-2120	VM-2240
Power Requirement	AC: mains, 50/60 Hz	AC: mains, 50/60 Hz
Rated Output	120 W	240 W
Frequency Response	50 – 16,000 Hz	
Distortion	Under 1%	
Signal-to-Noise Ratio	Over 60 dB	
Tone Control	Bass: 100 Hz \pm 10 dB, Treble: 10 kHz \pm 10 dB	
Input	Inputs 1 – 3 Telephone paging input BGM 1 - 2 Power amplifier input External speaker line input	
Output	Speaker output Direct speaker line output Line output Recording output Preamplifier output	
Control Input and Output	(1) External control input <ul style="list-style-type: none"> •Activation of messages •Activation of power •Activation and stop of Emergency Broadcast •Unit's broadcast cutoff (when activated by an external emergency equipment) (2) Status output <ul style="list-style-type: none"> •Irregularity of communications with the Remote Microphone and an expansion amplifier •AC power condition •DC power condition •Irregularity of the sound source of the Voice Announcement Board •Failure (FAULT) indication on •Power switch on 	
External Attenuator	Plug-in screw connector, relay, no-voltage make contact output, transfer type, withstand voltage: 30 V DC, 125 V AC, contact current: under 7 A (DC), under 7 A (AC)	
Control Output		
Surveillance Input and Output	Input: No-voltage make contact input, open voltage: 3.3 V DC, short-circuit current: under 1 mA Output: Open collector output, withstand voltage: 30 V DC, control current: under 10 mA	
Chime Tone	Built-in chime	
Function	Two units stacking (VM-2120 or VM-2240) Emergency broadcast (sequential control) Broadcast priority control Surveillance (failure detection) function Power supply to only one Remote Microphone (RM-200M) Line resistance: Under 24 Ω (one way)	
Dimensions	419 (W) \times 143.3 (H) \times 355.7 (D) mm	

Remote Microphone RM-200M

Power Requirement	24 V DC 100 mA maximum
Microphone	Unidirectional electret condenser microphone
Function	Speaker Control Emergency Broadcast Voice Message Control Volume Control
Connection Cable and Connector	Category 5 STP cable, RJ45 connector
Dimensions	190 (W) \times 76.5 (H) \times 215 (D) mm

Remote Microphone Extension Unit RM-210

Function	Activation of Voice Announcement Board's voice messages when controlling speakers in 10 zones at RM-200M
Weight	110 (W) \times 76.5 (H) \times 215 (D) mm

Voice Announcement Board EV-200M

Playback Mode	Single source playback
No. of Playback Program	8 programs

Surveillance Board SV-200MA

Control Input and Output	Input: (1) Speaker line initial setting activation signal (2) Speaker line surveillance activation signal Output: (1) Monitoring short or open of individual speaker line (zone 1 – 5) (2) Ground fault (insulation resistance: under 50 k Ω) (3) Power amplifier failures Input/Output (1) Speaker Zone information/selection (2) Power amplifier fault link
Failure Detection	Power amplifier failure: 20 kHz pilot tone detection Speaker line failure: 40 Hz impedance detection
Speaker Line Surveillance	Speaker lines are automatically monitored at set time intervals

**IT-450
Input Transformer**
Impedance: 600 Ω \pm 10%
Frequency Response: 200 – 10,000Hz



Human society with
Sound & Communication

TOA Corporation

www.toa.co.jp

Specifications are subject to change without notice.
Printed in Japan (0611) 833-61-344-2D u